



**Major Road:** MCKENZIE AVENUE  
**Minor Road:** CEDAR HILL ROAD  
**Municipality:** District of Saanich  
**File Name:** McKenzie Avenue And Cedar Hill Road - February 2023.xlsx  
**Location #:** TIN000194  
**Count ID:** 2023026  
**Date:** February 28, 2023  
**Day-of-week:** Tuesday

**Intersection Type:** 4-leg  
**Signalized:** Yes  
**Weather:** Rain in morning, Partly cloudy, 5°

**Vehicle Classification:** Car, Trucks, Pedestrian, Bikes

Time of Day	Start	End	Duration
AM	07:30	09:30	02:00
MD	-	-	-
PM	14:00	18:00	04:00
<b>Total</b>	07:30	18:00	06:00

**Notes**

**Comments**

McKenzie Avenue And Cedar Hill Road - Februa... - TMC

Tue Feb 28, 2023

Full Length (7:30 AM-9:30 AM, 2 PM-6 PM)

All Classes (Motorcycles, Lights, Single-Unit Trucks, Articulated Trucks, Buses, Pedestrians, Bicycles on Road, Bicycles on Crosswalk)

All Movements

ID: 1046080, Location: 48.468638, -123.335341, Site Code:

TIN000194



McElhanney

Provided by: McElhanney Kamloops  
710 Laval Crescent, Kamloops, BC, V2C5P3, CA

Leg Direction	Cedar Hill Rd Southbound						McKenzie Ave Westbound						Cedar Hill Rd Northbound						McKenzie Ave Eastbound						Int
	R	T	L	U	App	Ped*	R	T	L	U	App	Ped*	R	T	L	U	App	Ped*	R	T	L	U	App	Ped*	
2023-02-28 7:30AM	33	34	2	0	69	3	3	92	20	0	115	0	14	20	12	0	46	2	10	42	6	0	58	0	288
7:45AM	39	38	7	0	84	1	3	108	17	0	128	1	15	22	9	0	46	8	11	46	9	0	66	3	324
Hourly Total	72	72	9	0	153	4	6	200	37	0	243	1	29	42	21	0	92	10	21	88	15	0	124	3	612
8:00AM	38	51	3	0	92	1	6	99	24	0	129	2	14	24	9	0	47	2	16	71	15	0	102	2	370
8:15AM	46	45	5	0	96	2	3	92	15	0	110	2	24	30	28	0	82	12	57	136	32	0	225	3	513
8:30AM	49	36	3	0	88	1	5	119	15	0	139	4	20	43	30	0	93	8	28	107	48	0	183	4	503
8:45AM	33	55	5	0	93	0	3	98	14	0	115	3	12	38	20	0	70	3	10	108	33	0	151	3	429
Hourly Total	166	187	16	0	369	4	17	408	68	0	493	11	70	135	87	0	292	25	111	422	128	0	661	12	1815
9:00AM	37	28	2	0	67	1	4	91	16	0	111	3	15	21	16	0	52	4	8	92	34	0	134	3	364
9:15AM	33	27	2	0	62	2	2	96	8	0	106	2	7	27	9	0	43	1	9	71	21	0	101	1	312
Hourly Total	70	55	4	0	129	3	6	187	24	0	217	5	22	48	25	0	95	5	17	163	55	0	235	4	676
2:00PM	41	57	9	0	107	3	5	112	9	0	126	2	27	58	23	0	108	9	12	118	30	0	160	8	501
2:15PM	32	53	12	0	97	3	9	129	18	0	156	9	31	57	29	0	117	12	10	131	38	0	179	10	549
2:30PM	31	38	9	0	78	8	4	158	24	0	186	3	10	60	20	0	90	10	8	100	43	0	151	8	505
2:45PM	36	44	4	0	84	1	8	146	22	0	176	12	26	67	18	0	111	22	22	129	42	0	193	8	564
Hourly Total	140	192	34	0	366	15	26	545	73	0	644	26	94	242	90	0	426	53	52	478	153	0	683	34	2119
3:00PM	51	39	9	0	99	4	7	182	19	0	208	5	14	64	27	0	105	15	11	122	35	0	168	9	580
3:15PM	62	54	12	0	128	4	11	171	35	0	217	13	23	59	21	0	103	15	12	126	38	0	176	6	624
3:30PM	46	52	9	0	107	8	10	163	22	0	195	10	22	59	18	0	99	8	10	112	49	0	171	7	572
3:45PM	40	66	4	0	110	6	8	160	26	0	194	5	29	82	21	0	132	12	15	104	48	0	167	5	603
Hourly Total	199	211	34	0	444	22	36	676	102	0	814	33	88	264	87	0	439	50	48	464	170	0	682	27	2379
4:00PM	51	43	7	0	101	4	11	183	19	0	213	8	15	82	20	0	117	9	13	127	49	0	189	3	620
4:15PM	30	49	8	0	87	5	11	170	18	0	199	6	22	81	15	0	118	10	23	122	51	0	196	1	600
4:30PM	47	38	8	0	93	3	14	208	26	0	248	5	32	67	23	0	122	10	16	128	48	0	192	8	655
4:45PM	43	48	7	0	98	11	13	148	27	0	188	6	25	75	27	0	127	11	12	149	49	0	210	3	623
Hourly Total	171	178	30	0	379	23	49	709	90	0	848	25	94	305	85	0	484	40	64	526	197	0	787	15	2498
5:00PM	29	67	7	0	103	2	11	152	20	0	183	4	35	69	22	0	126	4	11	126	49	0	186	4	598
5:15PM	33	42	5	0	80	6	7	146	26	0	179	2	26	82	21	0	129	6	10	113	52	0	175	4	563
5:30PM	45	38	9	0	92	4	7	152	23	0	182	5	19	66	24	0	109	5	7	108	62	0	177	2	560
5:45PM	46	52	6	0	104	6	14	138	23	0	175	0	28	63	13	0	104	11	14	133	44	0	191	5	574
Hourly Total	153	199	27	0	379	18	39	588	92	0	719	11	108	280	80	0	468	26	42	480	207	0	729	15	2295
<b>Total</b>	971	1094	154	0	2219	89	179	3313	486	0	3978	112	505	1316	475	0	2296	209	355	2621	925	0	3901	110	12394
<b>% Approach</b>	43.8%	49.3%	6.9%	0%	-	-	4.5%	83.3%	12.2%	0%	-	-	22.0%	57.3%	20.7%	0%	-	-	9.1%	67.2%	23.7%	0%	-	-	-
<b>% Total</b>	7.8%	8.8%	1.2%	0%	17.9%	-	1.4%	26.7%	3.9%	0%	32.1%	-	4.1%	10.6%	3.8%	0%	18.5%	-	2.9%	21.1%	7.5%	0%	31.5%	-	-
<b>Motorcycles</b>	1	0	0	0	1	-	0	1	0	0	1	-	0	0	0	0	0	-	0	1	1	0	2	-	4
<b>% Motorcycles</b>	0.1%	0%	0%	0%	0%	-	0%	0%	0%	0%	0%	-	0%	0%	0%	0%	0%	-	0%	0%	0.1%	0%	0.1%	-	0%
<b>Lights</b>	953	1086	139	0	2178	-	178	3183	479	0	3840	-	489	1301	463	0	2253	-	348	2520	914	0	3782	-	12053
<b>% Lights</b>	98.1%	99.3%	90.3%	0%	98.2%	-	99.4%	96.1%	98.6%	0%	96.5%	-	96.8%	98.9%	97.5%	0%	98.1%	-	98.0%	96.1%	98.8%	0%	96.9%	-	97.2%
<b>Single-Unit Trucks</b>	8	3	1	0	12	-	0	35	4	0	39	-	6	3	10	0	19	-	3	28	5	0	36	-	106
<b>% Single-Unit Trucks</b>	0.8%	0.3%	0.6%	0%	0.5%	-	0%	1.1%	0.8%	0%	1.0%	-	1.2%	0.2%	2.1%	0%	0.8%	-	0.8%	1.1%	0.5%	0%	0.9%	-	0.9%
<b>Articulated Trucks</b>	0	0	0	0	0	-	0	9	0	0	9	-	0	0	0	0	0	-	0	3	1	0	4	-	13
<b>% Articulated Trucks</b>	0%	0%	0%	0%	0%	-	0%	0.3%	0%	0%	0.2%	-	0%	0%	0%	0%	0%	-	0%	0.1%	0.1%	0%	0.1%	-	0.1%
<b>Buses</b>	8	4	13	0	25	-	0	59	2	0	61	-	10	12	0	0	22	-	2	67	4	0	73	-	181
<b>% Buses</b>	0.8%	0.4%	8.4%	0%	1.1%	-	0%	1.8%	0.4%	0%	1.5%	-	2.0%	0.9%	0%	0%	1.0%	-	0.6%	2.6%	0.4%	0%	1.9%	-	1.5%
<b>Bicycles on Road</b>	1	1	1	0	3	-	1	26	1	0	28	-	0	0	2	0	2	-	2	2	0	0	4	-	37
<b>% Bicycles on Road</b>	0.1%	0.1%	0.6%	0%	0.1%	-	0.6%	0.8%	0.2%	0%	0.7%	-	0%	0%	0.4%	0%	0.1%	-	0.6%	0.1%	0%	0%	0.1%	-	0.3%
<b>Pedestrians</b>	-	-	-	-	-	85	-	-	-	-	109	-	-	-	-	-	191	-	-	-	-	-	-	103	-
<b>% Pedestrians</b>	-	-	-	-	-	95.5%	-	-	-	-	97.3%	-	-	-	-	-	91.4%	-	-	-	-	-	-	93.6%	-
<b>Bicycles on Crosswalk</b>	-	-	-	-	-	4	-	-	-	-	3	-	-	-	-	-	18	-	-	-	-	-	-	7	-
<b>% Bicycles on Crosswalk</b>	-	-	-	-	-	4.5%	-	-	-	-	2.7%	-	-	-	-	-	8.6%	-	-	-	-	-	-	6.4%	-

\*Pedestrians and Bicycles on Crosswalk. L: Left, R: Right, T: Thru, U: U-Turn

McKenzie Avenue And Cedar Hill Road -

Februa... - TMC

Tue Feb 28, 2023

Full Length (7:30 AM-9:30 AM, 2 PM-6 PM)

All Classes (Motorcycles, Lights, Single-Unit Trucks, Articulated Trucks, Buses, Pedestrians, Bicycles on Road, Bicycles on Crosswalk)

All Movements

ID: 1046080, Location: 48.468638, -123.335341,

Site Code: TIN000194



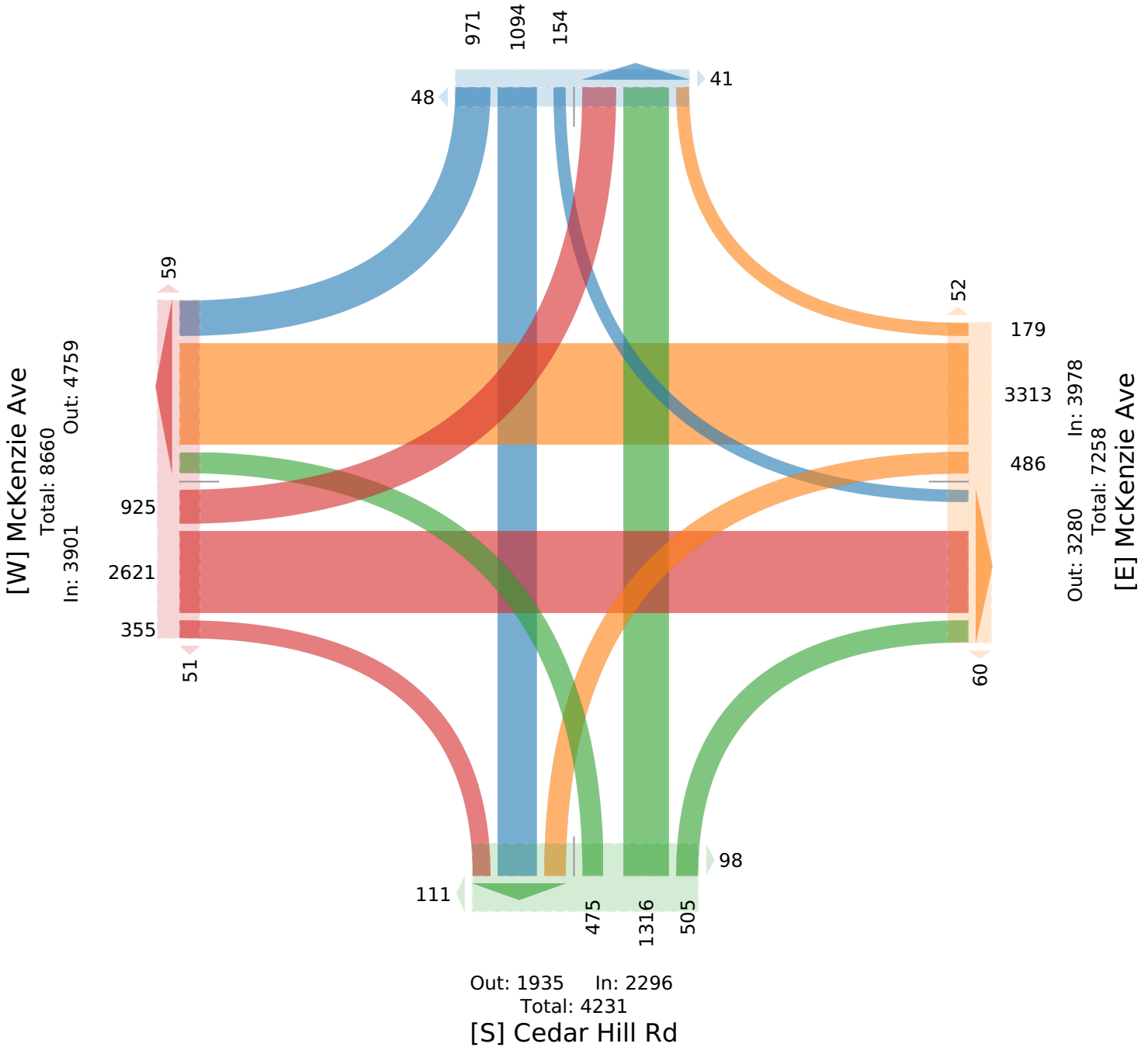
**McElhanney**

Provided by: McElhanney Kamloops  
710 Laval Crescent, Kamloops, BC, V2C5P3, CA

[N] Cedar Hill Rd

Total: 4639

In: 2219 Out: 2420



McKenzie Avenue And Cedar Hill Road - Februa... -  
TMC



**McElhanney**

Tue Feb 28, 2023

AM Peak (8 AM - 9 AM)

All Classes (Motorcycles, Lights, Single-Unit Trucks,  
Articulated Trucks, Buses, Pedestrians, Bicycles on Road,  
Bicycles on Crosswalk)

All Movements

ID: 1046080, Location: 48.468638, -123.335341, Site Code:

TIN000194

Provided by: McElhanney Kamloops  
710 Laval Crescent, Kamloops, BC, V2C5P3, CA

Leg Direction	Cedar Hill Rd Southbound						McKenzie Ave Westbound						Cedar Hill Rd Northbound						McKenzie Ave Eastbound						Int
	R	T	L	U	App	Ped*	R	T	L	U	App	Ped*	R	T	L	U	App	Ped*	R	T	L	U	App	Ped*	
2023-02-28 8:00AM	38	51	3	0	92	1	6	99	24	0	129	2	14	24	9	0	47	2	16	71	15	0	102	2	370
8:15AM	46	45	5	0	96	2	3	92	15	0	110	2	24	30	28	0	82	12	57	136	32	0	225	3	513
8:30AM	49	36	3	0	88	1	5	119	15	0	139	4	20	43	30	0	93	8	28	107	48	0	183	4	503
8:45AM	33	55	5	0	93	0	3	98	14	0	115	3	12	38	20	0	70	3	10	108	33	0	151	3	429
<b>Total</b>	166	187	16	0	369	4	17	408	68	0	493	11	70	135	87	0	292	25	111	422	128	0	661	12	1815
<b>% Approach</b>	45.0%	50.7%	4.3%	0%	-	-	3.4%	82.8%	13.8%	0%	-	-	24.0%	46.2%	29.8%	0%	-	-	16.8%	63.8%	19.4%	0%	-	-	-
<b>% Total</b>	9.1%	10.3%	0.9%	0%	20.3%	-	0.9%	22.5%	3.7%	0%	27.2%	-	3.9%	7.4%	4.8%	0%	16.1%	-	6.1%	23.3%	7.1%	0%	36.4%	-	-
<b>PHF</b>	0.847	0.850	0.750	-	0.958	-	0.708	0.857	0.708	-	0.887	-	0.729	0.785	0.725	-	0.785	-	0.487	0.774	0.667	-	0.733	-	0.884
<b>Motorcycles</b>	0	0	0	0	0	-	0	0	0	0	0	-	0	0	0	0	0	-	0	0	0	0	0	-	0
<b>% Motorcycles</b>	0%	0%	0%	0%	0%	-	0%	0%	0%	0%	0%	-	0%	0%	0%	0%	0%	-	0%	0%	0%	0%	0%	-	0%
<b>Lights</b>	165	186	15	0	366	-	17	393	66	0	476	-	65	132	84	0	281	-	109	397	125	0	631	-	1754
<b>% Lights</b>	99.4%	99.5%	93.8%	0%	99.2%	-	100%	96.3%	97.1%	0%	96.6%	-	92.9%	97.8%	96.6%	0%	96.2%	-	98.2%	94.1%	97.7%	0%	95.5%	-	96.6%
<b>Single-Unit Trucks</b>	0	1	0	0	1	-	0	4	1	0	5	-	3	1	3	0	7	-	2	8	2	0	12	-	25
<b>% Single-Unit Trucks</b>	0%	0.5%	0%	0%	0.3%	-	0%	1.0%	1.5%	0%	1.0%	-	4.3%	0.7%	3.4%	0%	2.4%	-	1.8%	1.9%	1.6%	0%	1.8%	-	1.4%
<b>Articulated Trucks</b>	0	0	0	0	0	-	0	0	0	0	0	-	0	0	0	0	0	-	0	2	0	0	2	-	2
<b>% Articulated Trucks</b>	0%	0%	0%	0%	0%	-	0%	0%	0%	0%	0%	-	0%	0%	0%	0%	0%	-	0%	0.5%	0%	0%	0.3%	-	0.1%
<b>Buses</b>	1	0	0	0	1	-	0	11	1	0	12	-	2	2	0	0	4	-	0	14	1	0	15	-	32
<b>% Buses</b>	0.6%	0%	0%	0%	0.3%	-	0%	2.7%	1.5%	0%	2.4%	-	2.9%	1.5%	0%	0%	1.4%	-	0%	3.3%	0.8%	0%	2.3%	-	1.8%
<b>Bicycles on Road</b>	0	0	1	0	1	-	0	0	0	0	0	-	0	0	0	0	0	-	0	1	0	0	1	-	2
<b>% Bicycles on Road</b>	0%	0%	6.3%	0%	0.3%	-	0%	0%	0%	0%	0%	-	0%	0%	0%	0%	0%	-	0%	0.2%	0%	0%	0.2%	-	0.1%
<b>Pedestrians</b>	-	-	-	-	-	4	-	-	-	-	-	11	-	-	-	-	-	24	-	-	-	-	-	12	
<b>% Pedestrians</b>	-	-	-	-	-	100%	-	-	-	-	-	100%	-	-	-	-	-	96.0%	-	-	-	-	-	100%	
<b>Bicycles on Crosswalk</b>	-	-	-	-	-	0	-	-	-	-	-	0	-	-	-	-	-	1	-	-	-	-	-	0	
<b>% Bicycles on Crosswalk</b>	-	-	-	-	-	0%	-	-	-	-	-	0%	-	-	-	-	-	4.0%	-	-	-	-	-	0%	

\*Pedestrians and Bicycles on Crosswalk. L: Left, R: Right, T: Thru, U: U-Turn

McKenzie Avenue And Cedar Hill Road -

Februa... - TMC

Tue Feb 28, 2023

AM Peak (8 AM - 9 AM)

All Classes (Motorcycles, Lights, Single-Unit Trucks, Articulated Trucks, Buses, Pedestrians, Bicycles on Road, Bicycles on Crosswalk)

All Movements

ID: 1046080, Location: 48.468638, -123.335341,

Site Code: TIN000194



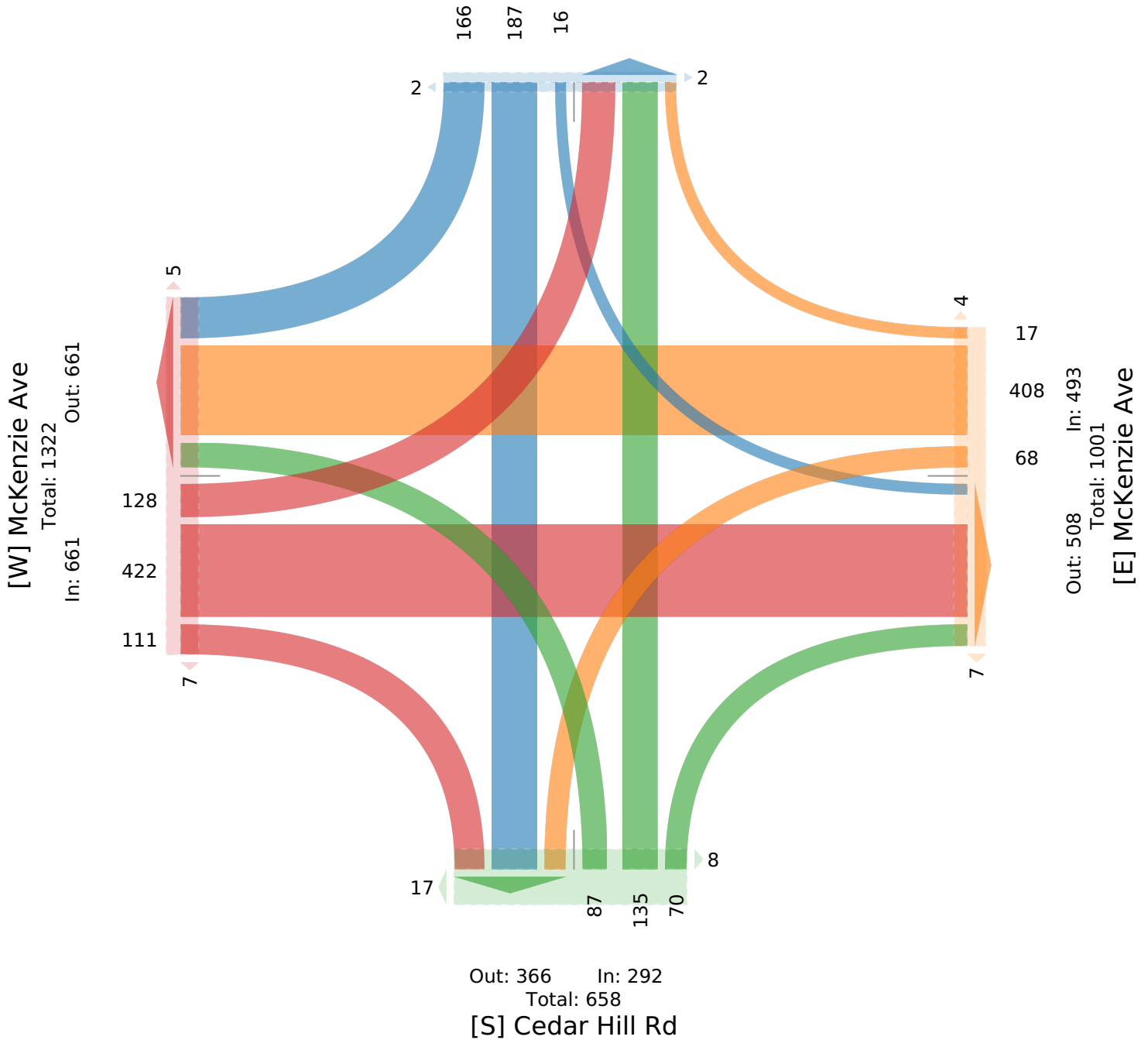
**McElhanney**

Provided by: McElhanney Kamloops  
710 Laval Crescent, Kamloops, BC, V2C5P3, CA

[N] Cedar Hill Rd

Total: 649

In: 369 Out: 280



McKenzie Avenue And Cedar Hill Road - Februa... - TMC

Tue Feb 28, 2023

PM Peak (4 PM - 5 PM) - Overall Peak Hour

All Classes (Motorcycles, Lights, Single-Unit Trucks, Articulated Trucks, Buses, Pedestrians, Bicycles on Road, Bicycles on Crosswalk)

All Movements

ID: 1046080, Location: 48.468638, -123.335341, Site Code:

TIN000194



**McElhanney**

Provided by: McElhanney Kamloops  
710 Laval Crescent, Kamloops, BC, V2C5P3, CA

Leg Direction	Cedar Hill Rd Southbound						McKenzie Ave Westbound						Cedar Hill Rd Northbound						McKenzie Ave Eastbound						Int
	R	T	L	U	App	Ped*	R	T	L	U	App	Ped*	R	T	L	U	App	Ped*	R	T	L	U	App	Ped*	
2023-02-28 4:00PM	51	43	7	0	<b>101</b>	4	11	183	19	0	<b>213</b>	8	15	82	20	0	<b>117</b>	9	13	127	49	0	<b>189</b>	3	<b>620</b>
4:15PM	30	49	8	0	<b>87</b>	5	11	170	18	0	<b>199</b>	6	22	81	15	0	<b>118</b>	10	23	122	51	0	<b>196</b>	1	<b>600</b>
4:30PM	47	38	8	0	<b>93</b>	3	14	208	26	0	<b>248</b>	5	32	67	23	0	<b>122</b>	10	16	128	48	0	<b>192</b>	8	<b>655</b>
4:45PM	43	48	7	0	<b>98</b>	11	13	148	27	0	<b>188</b>	6	25	75	27	0	<b>127</b>	11	12	149	49	0	<b>210</b>	3	<b>623</b>
<b>Total</b>	171	178	30	0	<b>379</b>	23	49	709	90	0	<b>848</b>	25	94	305	85	0	<b>484</b>	40	64	526	197	0	<b>787</b>	15	<b>2498</b>
<b>% Approach</b>	45.1%	47.0%	7.9%	0%	-	-	5.8%	83.6%	10.6%	0%	-	-	19.4%	63.0%	17.6%	0%	-	-	8.1%	66.8%	25.0%	0%	-	-	-
<b>% Total</b>	6.8%	7.1%	1.2%	0%	<b>15.2%</b>	-	2.0%	28.4%	3.6%	0%	<b>33.9%</b>	-	3.8%	12.2%	3.4%	0%	<b>19.4%</b>	-	2.6%	21.1%	7.9%	0%	<b>31.5%</b>	-	-
<b>PHF</b>	0.838	0.908	0.938	-	<b>0.938</b>	-	0.875	0.852	0.833	-	<b>0.855</b>	-	0.734	0.930	0.787	-	<b>0.953</b>	-	0.696	0.881	0.966	-	<b>0.936</b>	-	0.955
<b>Motorcycles</b>	0	0	0	0	<b>0</b>	-	0	1	0	0	<b>1</b>	-	0	0	0	0	<b>0</b>	-	0	0	0	0	<b>0</b>	-	1
<b>% Motorcycles</b>	0%	0%	0%	0%	<b>0%</b>	-	0%	0.1%	0%	0%	<b>0.1%</b>	-	0%	0%	0%	0%	<b>0%</b>	-	0%	0%	0%	0%	<b>0%</b>	-	0%
<b>Lights</b>	170	178	27	0	<b>375</b>	-	49	683	90	0	<b>822</b>	-	92	303	85	0	<b>480</b>	-	63	517	197	0	<b>777</b>	-	2454
<b>% Lights</b>	99.4%	100%	90.0%	0%	<b>98.9%</b>	-	100%	96.3%	100%	0%	<b>96.9%</b>	-	97.9%	99.3%	100%	0%	<b>99.2%</b>	-	98.4%	98.3%	100%	0%	<b>98.7%</b>	-	98.2%
<b>Single-Unit Trucks</b>	1	0	0	0	<b>1</b>	-	0	4	0	0	<b>4</b>	-	1	0	0	0	<b>1</b>	-	1	0	0	0	<b>1</b>	-	7
<b>% Single-Unit Trucks</b>	0.6%	0%	0%	0%	<b>0.3%</b>	-	0%	0.6%	0%	0%	<b>0.5%</b>	-	1.1%	0%	0%	0%	<b>0.2%</b>	-	1.6%	0%	0%	0%	<b>0.1%</b>	-	0.3%
<b>Articulated Trucks</b>	0	0	0	0	<b>0</b>	-	0	3	0	0	<b>3</b>	-	0	0	0	0	<b>0</b>	-	0	0	0	0	<b>0</b>	-	3
<b>% Articulated Trucks</b>	0%	0%	0%	0%	<b>0%</b>	-	0%	0.4%	0%	0%	<b>0.4%</b>	-	0%	0%	0%	0%	<b>0%</b>	-	0%	0%	0%	0%	<b>0%</b>	-	0.1%
<b>Buses</b>	0	0	3	0	<b>3</b>	-	0	11	0	0	<b>11</b>	-	1	2	0	0	<b>3</b>	-	0	8	0	0	<b>8</b>	-	25
<b>% Buses</b>	0%	0%	10.0%	0%	<b>0.8%</b>	-	0%	1.6%	0%	0%	<b>1.3%</b>	-	1.1%	0.7%	0%	0%	<b>0.6%</b>	-	0%	1.5%	0%	0%	<b>1.0%</b>	-	1.0%
<b>Bicycles on Road</b>	0	0	0	0	<b>0</b>	-	0	7	0	0	<b>7</b>	-	0	0	0	0	<b>0</b>	-	0	1	0	0	<b>1</b>	-	8
<b>% Bicycles on Road</b>	0%	0%	0%	0%	<b>0%</b>	-	0%	1.0%	0%	0%	<b>0.8%</b>	-	0%	0%	0%	0%	<b>0%</b>	-	0%	0.2%	0%	0%	<b>0.1%</b>	-	0.3%
Pedestrians	-	-	-	-	-	22	-	-	-	-	-	25	-	-	-	-	-	35	-	-	-	-	-	13	
<b>% Pedestrians</b>	-	-	-	-	-	95.7%	-	-	-	-	-	100%	-	-	-	-	-	87.5%	-	-	-	-	-	86.7%	-
Bicycles on Crosswalk	-	-	-	-	-	1	-	-	-	-	-	0	-	-	-	-	-	5	-	-	-	-	-	2	
<b>% Bicycles on Crosswalk</b>	-	-	-	-	-	4.3%	-	-	-	-	-	0%	-	-	-	-	-	12.5%	-	-	-	-	-	13.3%	-

\*Pedestrians and Bicycles on Crosswalk. L: Left, R: Right, T: Thru, U: U-Turn

McKenzie Avenue And Cedar Hill Road -  
 Februa... - TMC

Tue Feb 28, 2023

PM Peak (4 PM - 5 PM) - Overall Peak Hour  
 All Classes (Motorcycles, Lights, Single-Unit  
 Trucks, Articulated Trucks, Buses, Pedestrians,  
 Bicycles on Road, Bicycles on Crosswalk)

All Movements

ID: 1046080, Location: 48.468638, -123.335341,  
 Site Code: TIN000194



**McElhanney**

Provided by: McElhanney Kamloops  
 710 Laval Crescent, Kamloops, BC, V2C5P3, CA

[N] Cedar Hill Rd

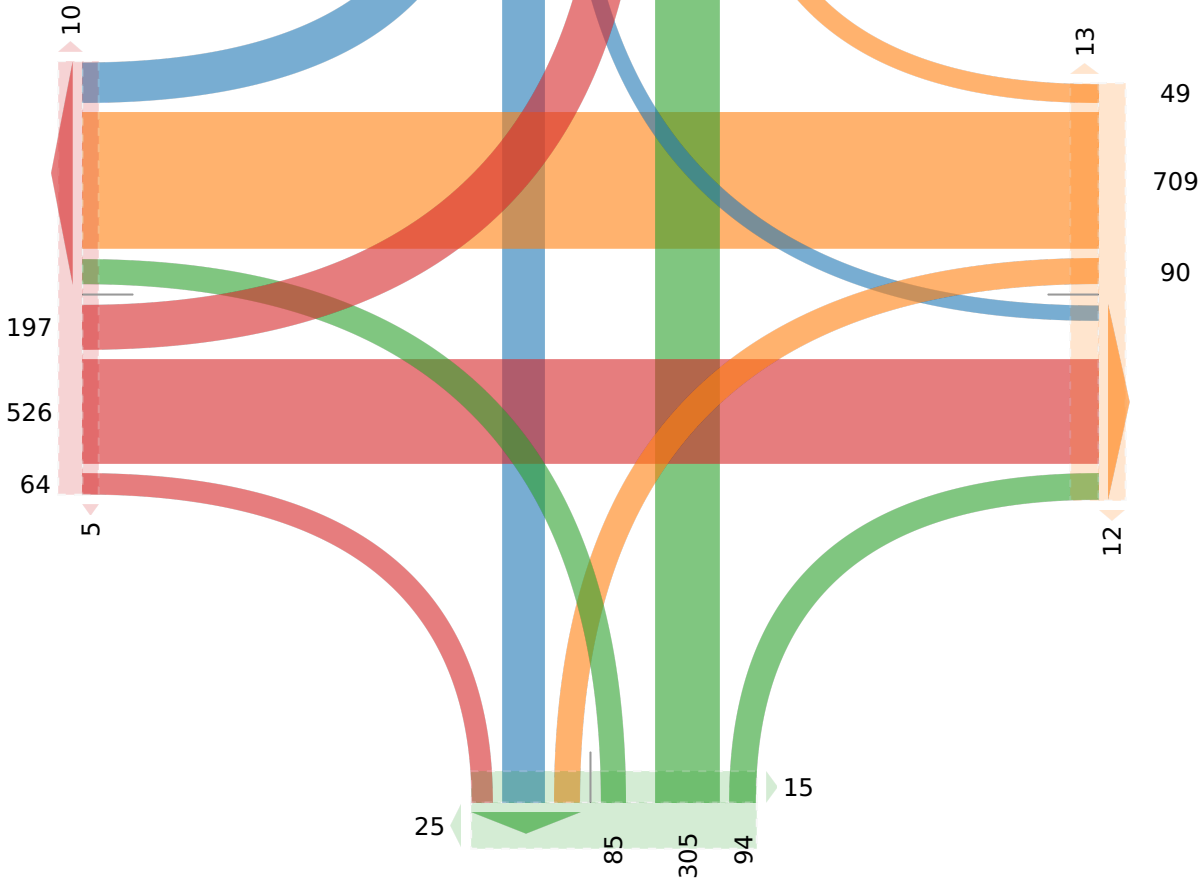
Total: 930

In: 379 Out: 551

171 178 30

8 15

[W] McKenzie Ave  
 Total: 1752  
 In: 787 Out: 965



[E] McKenzie Ave  
 Total: 1498  
 In: 848 Out: 650

In: 484 Out: 332  
 Total: 816

[S] Cedar Hill Rd